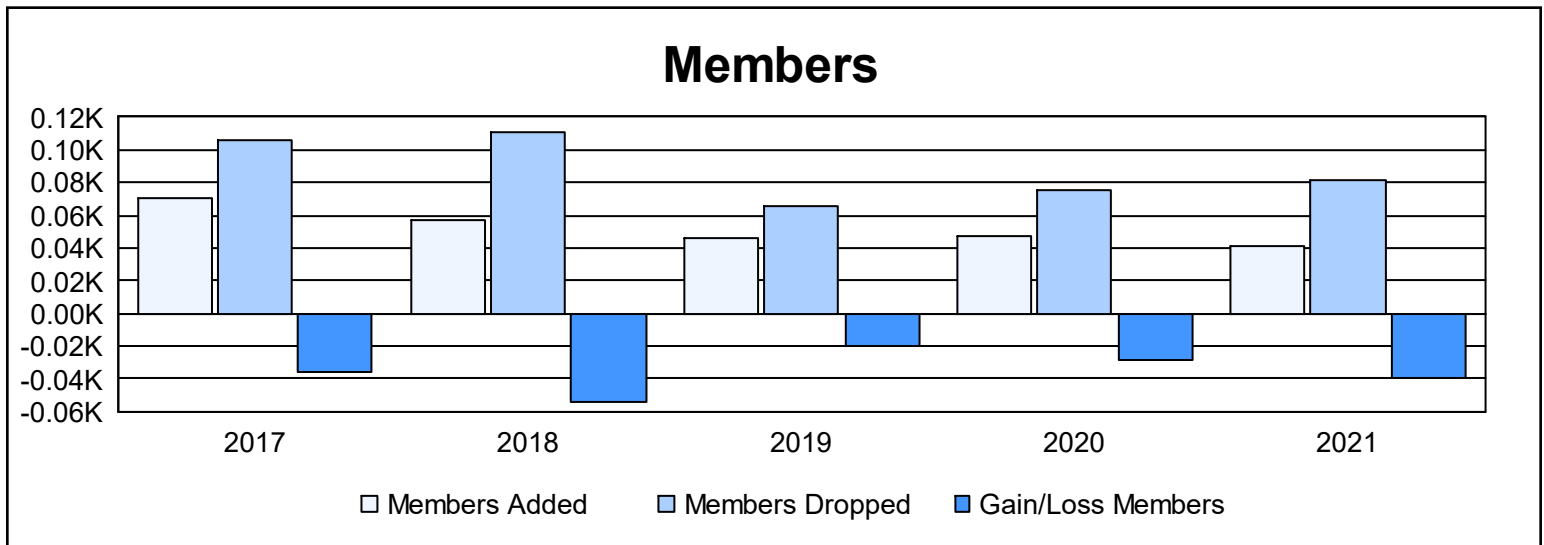
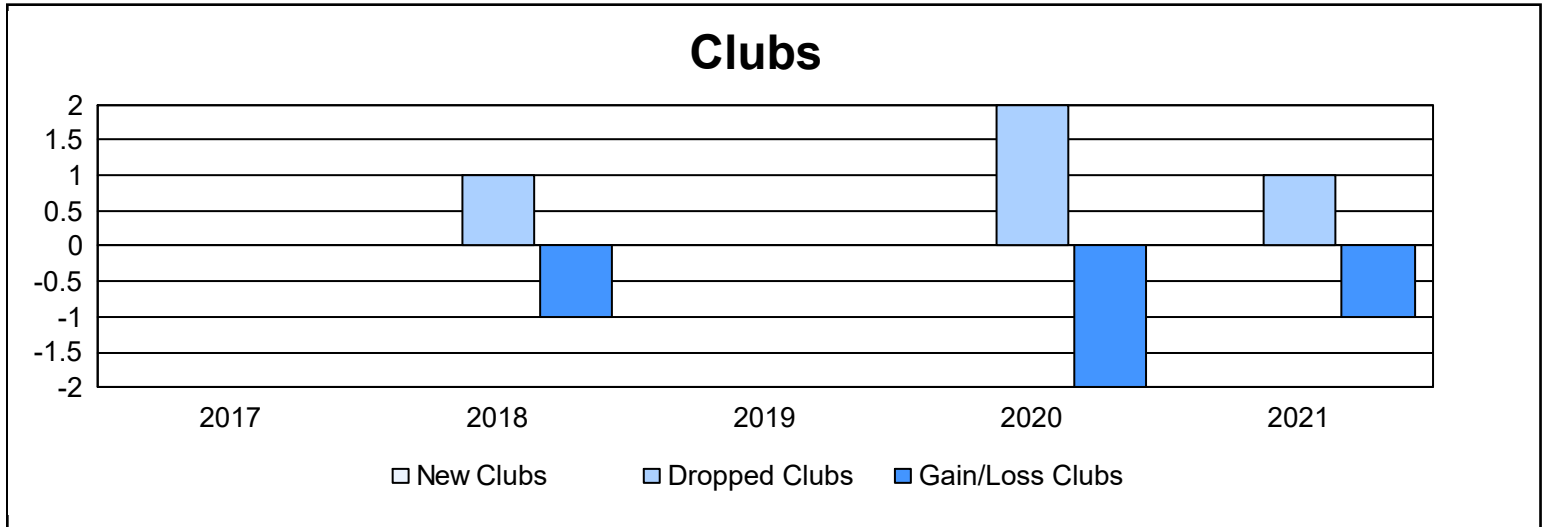
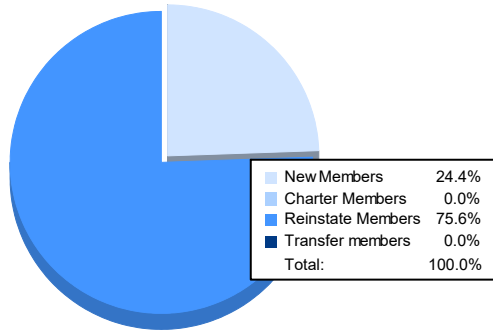


| Year | New Clubs | Dropped Clubs | Gain/ Loss Clubs | New Members | Charter Members | Reinstate Members | Transfer Members | Total Member Added | Total Members Dropped | Gain/ Loss Members |
|----------------|-----------|---------------|------------------|-------------|-----------------|-------------------|------------------|--------------------|-----------------------|--------------------|
| 2016-2017 | 0 | 0 | 0 | 52 | 0 | 17 | 1 | 70 | 106 | -36 |
| 2017-2018 | 0 | 1 | -1 | 53 | 0 | 4 | 0 | 57 | 111 | -54 |
| 2018-2019 | 0 | 0 | 0 | 42 | 0 | 4 | 0 | 46 | 66 | -20 |
| 2019-2020 | 0 | 2 | -2 | 43 | 0 | 4 | 0 | 47 | 75 | -28 |
| 2020-2021 | 0 | 1 | -1 | 10 | 0 | 31 | 0 | 41 | 81 | -40 |
| Average | 0 | 1 | -1 | 40 | 0 | 12 | 0 | 52 | 88 | -36 |



Membership Composition June 2021 Cumulative



Gender Composition June 2021 Cumulative

